



Since 1916

PROJECT CARGO UPDATE

FEBRUARY 2024



TABLE OF CONTENT

PORT ANALYSIS	3
MARKET OVERVIEW AND TRENDS	6
KEY HEIGHLIGHTS	7

Disclaimer,

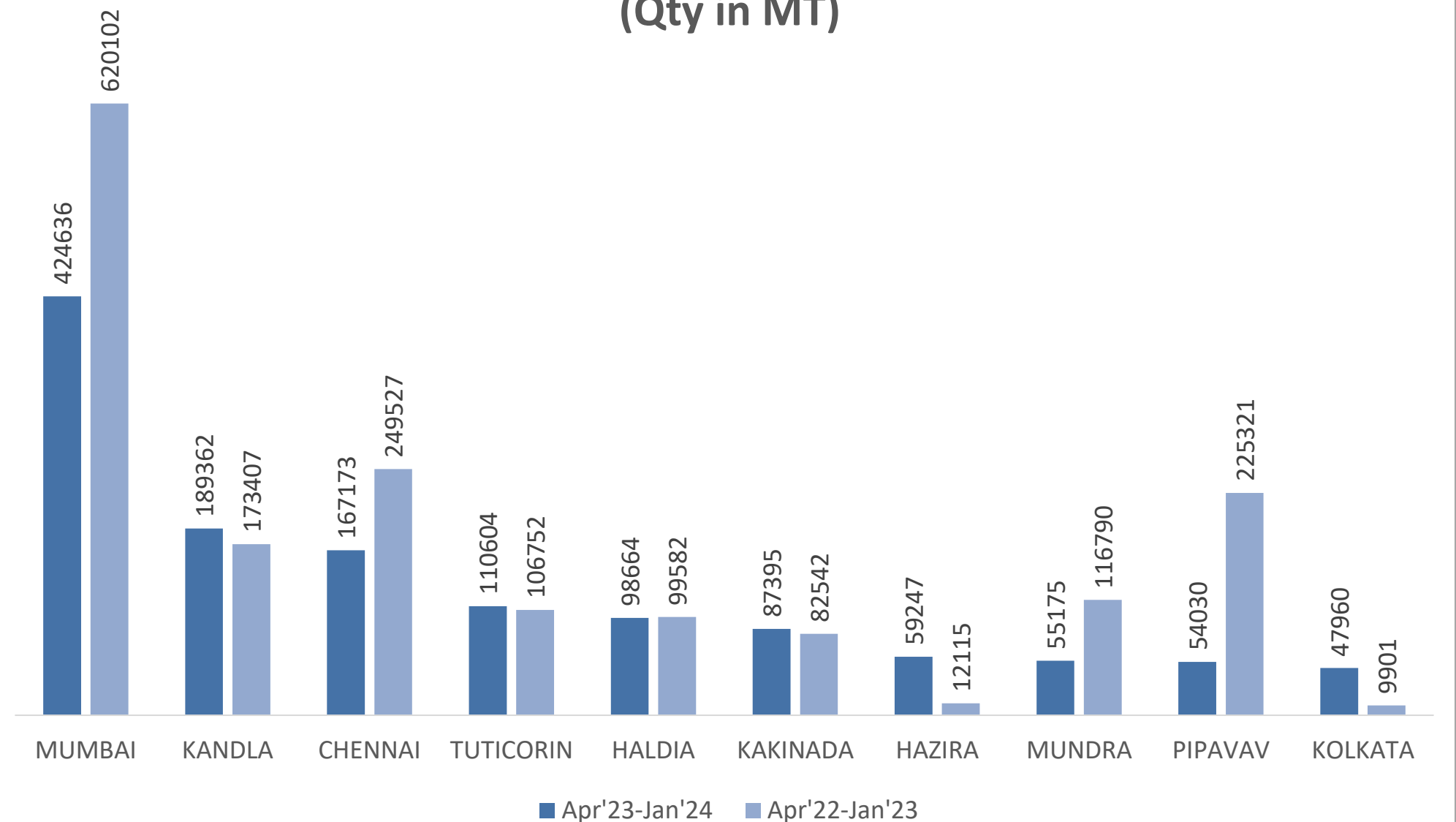
The information contained in this market update is drawn from wide range of newspapers, business and trade magazines, government, company and industry association websites. While all possible care is taken to verify the correctness and authenticity of information contained in this compilation, no claim to independent authorship of articles is implied or intended. Readers are expected to make their own independent evaluation and verification of information for their use. While all information contained in this report are believed to be correct, the editors of this compilation or J. M. Baxi & Co. do not guarantee the quotes or other data and the same is provided only in good faith.

PORT ANALYSIS

Port Traffic of Project Cargo.

- The port traffic of project cargo for the period of Apr'23-Jan'24 saw a decrease of 23.87% with 1403817 MT as compared to that of the same period previous year and also saw a decrease of 37.88% at 121799 MT in Jan'24.
- The highest Project Cargo traffic was seen in Mumbai port at 424636 MT.

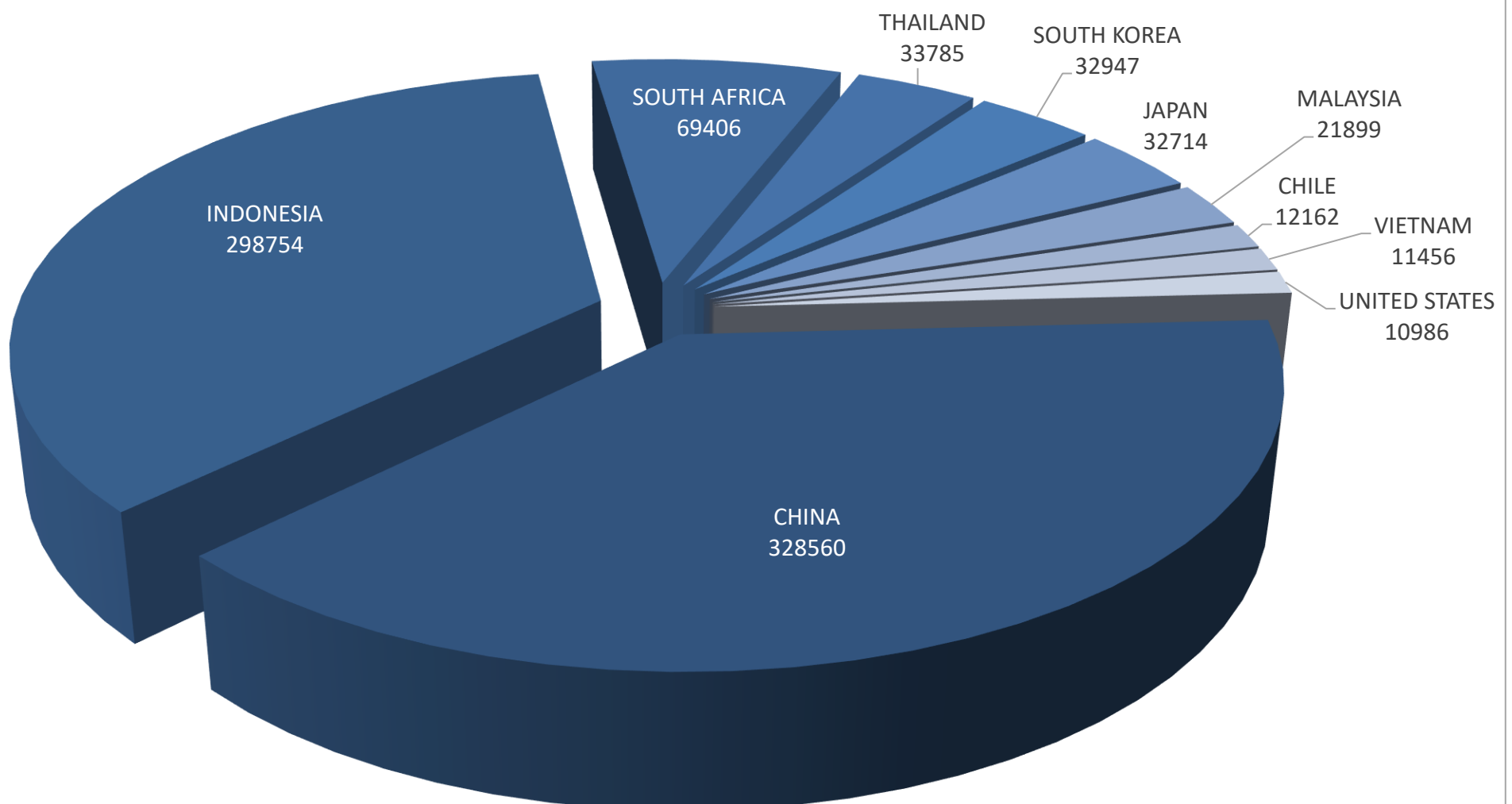
Traffic of Project Cargo on Top 10 Indian Ports (Qty in MT)



Major Importers of Project Cargo	Qty in Million Tonnes
EMAMI PAPER MILLS LTD.	92909
KHANNA PAPER MILLS LTD.	82156
SANY HEAVY INDUSTRY PVT. LTD.	70076
GRASIM INDUSTRIES LTD.	66373
BILT GRAPHIC PAPERS LTD.	62267
JK PAPERS PVT. LTD.	33785
VOLVO INDIA LTD.	22506
XCMG MACHINERY INDIA PVT. LTD.	21912
ZOOM LION INDIA PVT. LTD.	21539
LARSEN AND TOUBRO LTD.	20183

- India imported highest amount of project cargo from China at 328560 MT

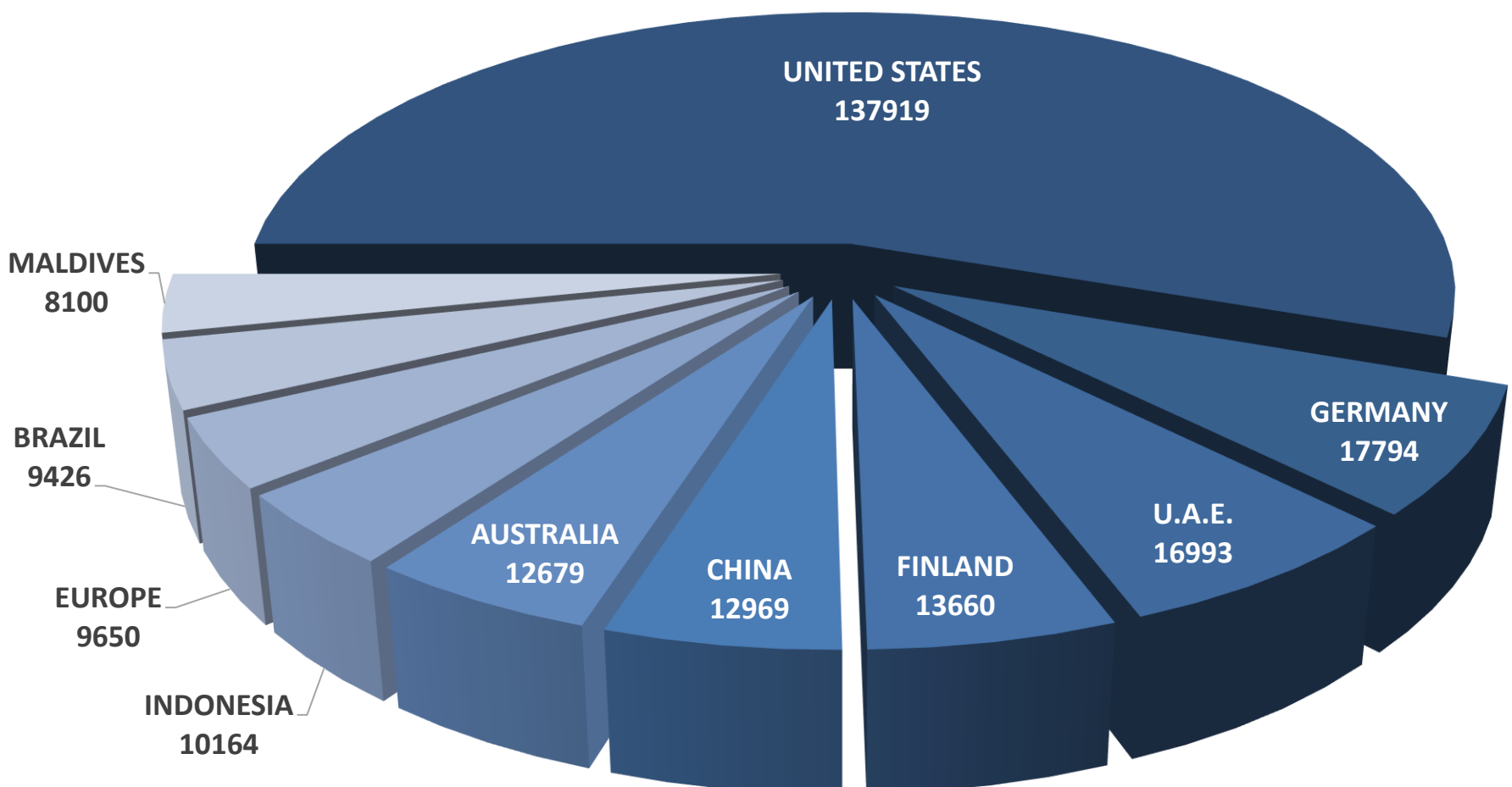
Top 10 Country-wise Imports of Project Cargo in India
(Qty in MT)



Major Exporters of Project Cargo	QTY in MT
VESTAS WIND SYSTEM	47700
POWER MECH PROJECTS LTD.	37271
NORDEX INDIA PVT. LTD.	33475
KANDLA ENERGY AND CHEMICALS LTD.	26962
TPI WIND BLADES	24711
KARAMTARA ENGG. PVT. LTD.	20271
CATERPILLAR INDIA PVT. LTD.	9215
GE POWER SERVICES INDIA PVT. LTD.	8572
AFCONS INFRASTRUCTURES LTD.	8100
ENERCON WIND ENERGY	6604

- India exported the highest amount of Project Cargo to U.S.A at 137919 Metric Tonnes

**Top 10 Country-wise Exports of Project Cargo in India
(Qty in MT)**



NOTE: Above Statistics is drawn from data received from Port and Custom Authorities, while all information is believed to be correct, the editors of this compilation or J M Baxi do not guarantee the authenticity of data.

OTHER REPORTS FOR FEBRUARY 2024

- » J. M. Baxi & Co. Monthly Agri Products Update
- » J. M. Baxi & Co. Monthly Automotive Logistics Update
- » J. M. Baxi & Co. Monthly Cement Update
- » J. M. Baxi & Co. Monthly Chemical Update
- » J. M. Baxi & Co. Monthly Coal Update
- » J. M. Baxi & Co. Monthly Container Update
- » J. M. Baxi & Co. Monthly Cruise Shipping Update
- » J. M. Baxi & Co. Monthly Veg Oil Update
- » J. M. Baxi & Co. Monthly Fertilizer Update
- » J. M. Baxi & Co. Monthly LNG & LPG Update
- » J. M. Baxi & Co. Monthly Mineral and Metal Update
- » J. M. Baxi & Co. Monthly Oil and Petroleum Update
- » J. M. Baxi & Co. Monthly Port Update
- » [J. M. Baxi & Co. Monthly Project Cargo Update](#)
- » J. M. Baxi & Co. Monthly Seafarers Insights Update
- » J. M. Baxi & Co. Monthly Steel Update

Research Cell,

J. M. Baxi & Co., Godrej Coliseum, Office No. 801, 8th floor, "C" wing, Behind Everard Nagar, Off. Somaiya Road, Sion. Mumbai - 400022 INDIA.

Contact Details,

Telephone: 022 61077100 Ext 161/145,
Mobile: 091-7506004224 / 7045659111,
Mail: shwetalk@jmbaxi.com,
Website: www.jmbaxico.com